

Eastern Yamaguchi Pref.
Yanai
Sightseeing Map



Tour bus route

Free Wi-Fi Spots
SSID Hiroshima_Free_Wi-Fi_Lite
 (Up to four 15-minute sessions/day, max of 1 hour per day)
SSID Yamaguchi_Free_Wi-Fi_Premium
 (Up to 30 minutes/session, connect an unlimited number of times per day)
 Select the network name, restart your browser, and the authentication page will appear. After agreeing to the terms of use, enter your email address, and you can start using the Wi-Fi.
Select SSID nisikura
 (Unlimited use)

Shirakabe Fureai Square (Tourist Information Center)
 ● Open 9:00 AM - 5:00 PM
 ● Tour bus parking

White-walled Townscape Vicinity Map



Yamaguchi Flower Land



Surrounded by rich natural beauty and steeped in history, Yamaguchi Flower Land is a park filled with colorful flowers and lush greenery. There is a big lawn where kids can play, so it's a great place for the whole family. It also offers a workshop where you can make phone straps, coasters, and other items with pressed flowers, and gardening classes. The gift shop sells flowers and knick-knacks, and there is restaurant that serves lunch and dinner.

- Open 9:00 AM - 5:00 PM (Visitors are not admitted after 4:30 PM)
- Closed Thursdays and year-end holidays
- Admission: ¥500 for high school students and above, ¥250 for junior high and below (group and senior discounts available)
- Phone: 0820-24-1187 ● Address: 500-1 Shinjo, Yanai-shi

Kashinoki Main Store & Confection Factory



This is the headquarters of Yamaguchi Prefecture's most famous confection maker. Factory tours are available, where you can see how they make well-known confections like Tsuki de Hirota Tamago ("Eggs Found on the Moon"). There is also a cake workshop where you can make and design your own cake with whip cream and fruit. (Reservations required) Behind the factory is the prefecture's largest hydrangea park, and a cafe that serves *chagayu* (rice soup in green tea broth), a local specialty.

- Open 9:00 AM - 7:00 PM ● Closed New Year's Day
- Fees: Factory tour is free, cake workshop is ¥3,000 for 15 cm cake or ¥4,000 for a 18 cm cake
- Phone: 0820-22-0757 ● Address: 5275 Yanai, Yanai-shi

Chausuyama Kofun Tumulus



This 90-meter-long round burial mound was built over 1600 years ago. It was discovered in 1892, and the largest bronze mirror (44.8 cm in diameter) in Japan was excavated here. Today it is designated as a national historic site and is open to the public as a park. There is also a museum where you can see unearthed artifacts and displays about the history of the tumulus. And the top of the tumulus provides a great view of the islands of the Seto Inland Sea.

- Museum hours 10:00 AM - 4:00 PM (park is always open)
- Closed Mondays (or the next day when that day falls on a holiday) and year-end and new year holidays
- Free admission
- Phone: 0820-22-1186
- Address: 305 Yanai, Yanai-shi

Chugoku Electric Power's Yanai Power Plant & Energia Land



Yanai Power Plant is the largest thermal power plant in the Chugoku region. You can take an expert-guided tour of facilities such as the massive LNG (liquefied natural gas) tanks, control room, and inside of the power plant (reservations required). Also located on the premises is Energia Land, featuring a section where you can learn about energy through hands-on activities, and recreational facilities including a multi-purpose sports field and tennis court.

- Open 9:00 AM - 5:00 PM ● Closed Mondays
- Free admission (some facilities, including the outdoor area and tennis court, requires a fee)
- Phone: 0820-23-6848 ● Address: 1578-8 Yanai, Yanai-shi

White-walled Townscape



This area remains virtually unchanged since the middle ages. Merchant houses from the Edo period line both sides of the street for 200 meters. Known as the "Warehouse of the Iwakuni Domain" during the Edo period, it was a bustling street, constantly crowded with hand-drawn carts loaded with goods. In 1984 it was designated as an Important Preservation District for Groups of Traditional Buildings. Walking on the street makes you feel like you have been transported back to a simpler, peaceful time.

Shirakabe Gakuyukan

This museum and study center features displays with regularly changing themes related to Yanai culture and traditions. Folk craft and other traditional tools used in the Edo period can be seen here.



- Open 9:00 AM - 5:00 PM
- Closed Tuesdays (or the next day when that day falls on a holiday)
- Free admission
- TEL/0820-22-4518

kanro Joyu Soy Sauce Museum

Part of the soy sauce brewery that makes kanro sweet soy sauce, one of Yanai's unique local specialties, is open to the public as a museum. Inside you can watch the soy sauce being made, and see displays of the equipment used to make it.



- Open 8:00 AM - 5:00 PM daily and 9:00 AM - 4:00 PM on Sundays and holidays
- Closed irregularly
- Free admission
- TEL/0820-22-1830

Yanai Machinami Museum

Originally built as the Suo Bank headquarters in 1907, it still retains its original appearance. Today the first floor features displays about the townscape of Yanai and the second floor houses the Utako Matsushima Memorial Museum.



- Open 10:00 AM - 5:00 PM
- Closed Mondays and Thursdays (or the next day when that day falls on a holiday)
- Free admission
- TEL/0820-23-137

Willow Tree and Well (Shoko-an Temple)

There is a local legend that Princess Hannya placed a willow branch near the well and overnight it grew into a large tree. It is from this legend that the city gets its name: *yanai* means "willow tree" and *i* means "well". They say that women who drink from the well will become beautiful...



- TEL/0820-23-3655
- Yanai Tourism Association

Kunimori Residence

Built in the late 18th century, this is a classic example of a wealthy merchant's home from the middle Edo period. Designated as a national Important Cultural Property, it has been preserved just as it was when the family lived there, down to the last detail. You can also tour the inside. Catch a glimpse of how merchants lived over 200 years ago.



- Open 9:00 AM - 5:00 PM
- Closed Mondays and year-end through new year holidays
- Admission: ¥200 for high school students and above, ¥100 for junior high school students and below (group discounts available)
- TEL/0820-22-8077

Yanai Nishigura

This is a workshop and gallery for tourists where you can make Yanai's traditional folk craft *kingyo chochin* (goldfish-shaped paper lanterns) and weave and dye *Yanai-jima*, a traditional striped woven textile.



- Open 9:00 AM - 5:00 PM
- Closed Tuesdays (or the next day when that day falls on a holiday)
- Free admission (Workshop requires a fee)
- TEL/0820-23-2490

Muroya-no-sono Merchant House Museum


Designated as a Tangible Folk Cultural Property by Yamaguchi Prefecture, it was the home of the Oda family, one of the wealthiest oil merchant families in western Japan. Measuring 119 meters in length, with an area of over 2,500 meters, it is one of the largest surviving merchant's houses in Japan. Inside you can see displays of tools, stationary, and other items used at the time.



- Open 9:00 AM - 5:00 PM
- Closed Wednesdays and year-end through new year holidays
- Admission: ¥450 for adults, ¥350 for high school and junior high school students, and ¥300 for elementary students and below (group discounts available)
- TEL/0820-22-0016

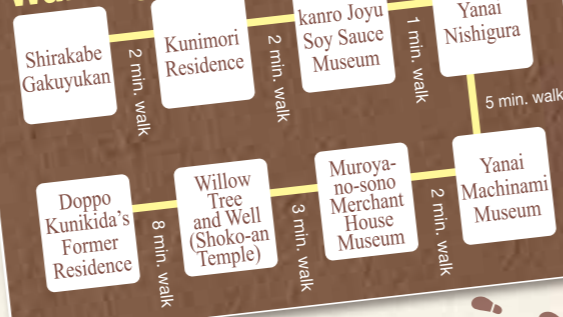
Doppo Kunikida's Former Residence

Doppo Kunikida was an author and poet during the Meiji period. He lived here for a few years in his 20s. Works of his such as *Shonen no Hiai* (Young Man's Grief) and *Okimiyage* (Parting Gift) were based on his experiences here.



- Visitors are not permitted inside.
- TEL/0820-23-3655
- Yanai Tourism Association

White-walled Townscape Walking Route



Yanai's White-walled Townscape and Vicinity

White-walled Townscape

Tourism Information
 Yanai Tourism Association (Tourist Information Center)
 3714-1 Yanai, Yanai-shi, Yamaguchi 742-0021
 ☎ (0820) 23-3655
<http://www.kanko-yanai.com/>

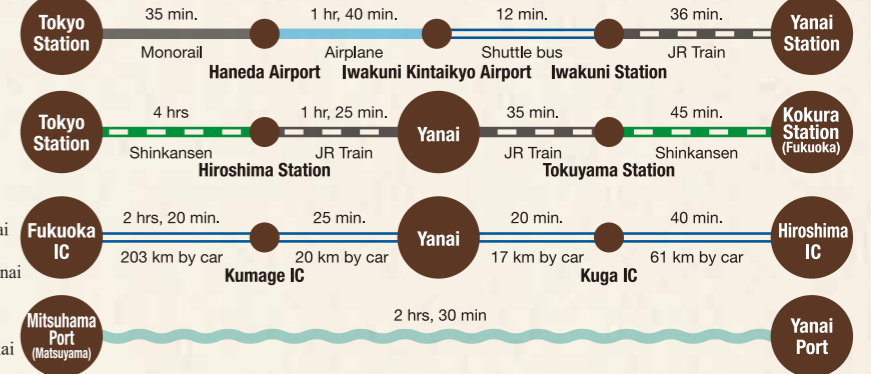
P Tour bus parking only (9 AM - 5 PM)

P Free public parking

P Paid parking (1st 2 hours free) (paid)

*Paid parking lots are free for up to 2 hours from 7 AM to 10 PM on weekends and holidays. Bring your parking ticket to the tourist information center from 9 AM to 5 PM to get it validated for the discount. Contact the Yanai Tourism Association for details.

- Airplane**: 4 hours and 40 minutes from Tokyo to Yanai
- JR Train**: 5 hours and 12 minutes from Tokyo to Yanai; 1 hour and 20 minutes from Fukuoka to Yanai
- Car**: 2 hours and 45 minutes from Fukuoka IC to Yanai; 1 hour and 16 minutes from Hiroshima IC to Yanai
- Ferry**: 2 hours and 30 minutes from Matsuyama to Yanai



- Hotel Information**
- 1 Yanai Business Hotel (Chuo) ☎0820-22-8171
 - 2 Yanai Grand Hotel (Chuo) ☎0820-23-0030
 - 3 Yanai Park Hotel (Minami-machi) ☎0820-22-1175
 - 4 Yanai Station Hotel (Minami-machi) ☎0820-22-2628
 - 5 Yanai City Hotel (Minami-machi) ☎0820-23-0111
 - 6 Yanai Cruise Hotel (Minami-machi) ☎0820-23-6000

- Taxi Information**
- Yanai Sanwa Kotsu ☎0820-22-3333
 - Chuo Taxi ☎0820-22-1955
 - Yanai Daiichi Kotsu ☎0820-22-0061
 - Shinjo Taxi ☎0820-22-5561
 - Hizumi Taxi ☎0820-28-0023
 - Himuro Kanko Taxi ☎0820-26-0074